

DIMENSIONS (FOR REFERENCE ONLY)	INCH	MM
OVERALL LENGTH MID SECTION	25.00	635.0
OVERALL WIDTH MID SECTION	28.94	735.1
OVERALL HEIGHT MID SECTION	56.00	1422.4
INSIDE WIDTH (LEFT TO RIGHT)	25.94	658.9
INSIDE HEIGHT	52.00	1320.8
OVERALL 2.00 LID THICKNESS	4.12	104.6
INSIDE 2.00 LID DEPTH	2.75	69.9
OVERALL 5.00 LID THICKNESS	6.56	166.6
INSIDE 5.00 LID DEPTH	5.38	136.7

** ALTERNATIVE HARDWARE IS AVAILABLE FOR "**" ITEMS.

NOTE:
THIS DRAWING REPRESENTS HARDIGG'S STANDARD CASE OPTIONS, LOCATED IN STANDARD LOCATIONS. IF ALTERNATIVE OPTIONS OR LOCATIONS ARE REQUIRED, HARDIGG MUST QUOTE SEPARATELY.
FOR ADDITIONAL CONTAINER OPTIONS SEE SEPARATE OPTION DRAWINGS

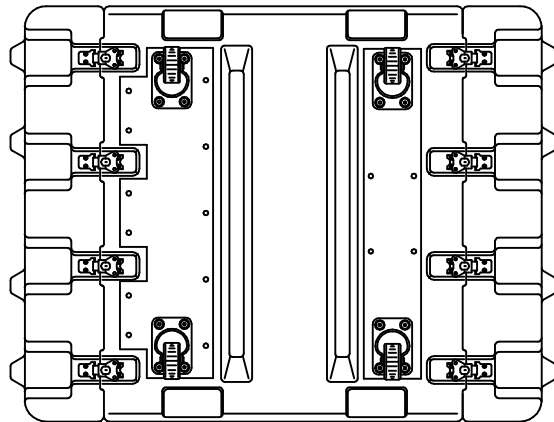
FRONT LID DESIGNATION

REAR LID DESIGNATION

HARDIGG INDUSTRIES, INC. <small>SOUTH BEEFELDS MASSACHUSETTS 01870</small>		<small>THIS DRAWING AND ALL COPIES AND THE DESIGN AND DATA SHOWN ARE THE PROPERTY OF HARDIGG INDUSTRIES, INC. SOLE BEEFELDS, MA U.S.A. AND INCLUDE PROPRIETARY INFORMATION. THE UNDERTAKER BY RECEIPT OR RETENTION OF THIS DRAWING AGREES THAT, EXCEPT AS EXPRESSLY AUTHORIZED IN WRITING BY HARDIGG INDUSTRIES, INC. IT WILL NOT REPRODUCE, COPY, EXCEPT, LOAN OR JUST-REPRODUCE THE DRAWING OR ANY COPY FOR USE BY OTHERS AND UPON DEMAND RETURN THE DRAWING AND ALL COPIES AND MATERIAL COPIED THEREFROM.</small>
TITLE STANDARD CONFIGURABLE CASE		
CAGE	DWG. NO.	REV. DRAWN BY DATE SHEET B VERNE SPILLER 93/02/10 1 OF 3
1214	DE2652-XX/25/XX	

DE2652

** ALTERNATIVE HARDWARE IS
AVAILABLE FOR "***" ITEMS.



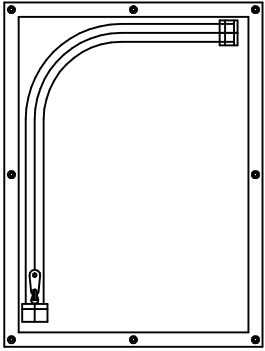
BOTTOM VIEW

REV. 10
10/20/85

COMPUTER GRAPHICS DIVISION
GENERAL ELECTRIC COMPANY

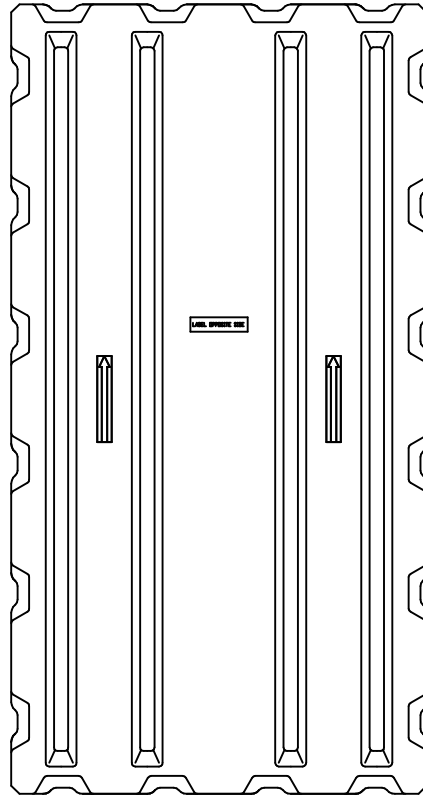
D	DATE	REV. NO.	REV.
	11/21/84	E DE2658/XX/25/XX	B
	FILE NO.	REV. 2 OF 23	
	KONNIG		

22' X 16' POUCH OPTION
21-POUCH-2216-SS

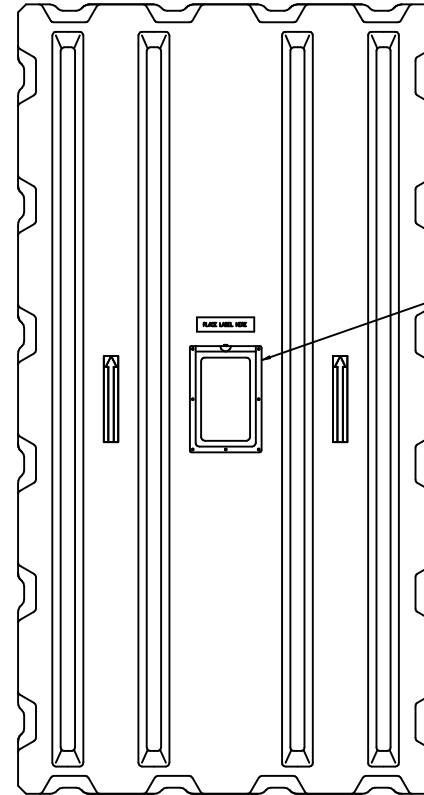


INSTALL WITH LONGEST SIDE OF POUCH
PARALLEL TO LONGEST SIDE OF LID

** ALTERNATIVE HARDWARE IS
AVAILABLE FOR "**" ITEMS.



REAR LID



FRONT LID

**
CARD HOLDER OPTION

COMPUTER GRAPHICS DIVISION
CENTRAL INTELLIGENCE AGENCY
2200 RIFLEMAN AVENUE
FORT MONROE, VA 23604

D	DATE	REV. NO.	REV.
	11214	DE2652-XX/25/XX	B
	PROJECT NO.	PAGE 3 OF 3	
	CONFIG		

REV. B
DE2652